



# Manual Addendum

## Cold Start Mode for the 80 Series



### COLD START MODE

Timer Mode will start the vehicle at a user selectable start interval. The vehicle can be set to start once every 2, 3 or 4 hours, for a maximum of 12 starts. The vehicle will start at the selected start interval and run for the programmed runtime\*. **EXAMPLE:** If the 4 hour start cycle was selected, the vehicle will start once every 4 hours and run for the programmed runtime\*.

Press and Hold the  +  for 3 seconds or until the park lights turn on.



While the park lights are on the start cycle may be selected. See below:

2hour	Press and release the  button	2 Park light flashes
3hour	Press and release the  button	3 Park light flashes
4hour	Press and release the  button	4 Park light flashes

**NOTE:** Timer Mode must be set each time the user wishes to use this feature.

#### To Cancel Timer Mode

Timer Mode will automatically turn off after 24 hrs or you may use one of the following methods to manually disable Timer Mode. Cancellation will be confirmed with 2 park light flashes and 2 horn chirps.

Press and Hold the  +  for 3 seconds or until the park lights turn on.

**NOTE:** Pressing the brake pedal or turning the ignition to the ON position will cancel Timer Mode.

**IMPORTANT:** Never remote start or set the Timer Mode if the vehicle is parked in a Garage or Attached Carport!