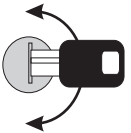

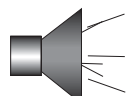


## SYSTEM RESET FOR 450 AND 600 SERIES ALARMS

**System Reset will change all programmable settings back to the factory default setting. The default settings are highlighted in bold text in the installation manual.**

- 1 - Cycle the Ignition Key On/Off On/Off On (**Leaving the key ON**)
- 2 - Press and **RELEASE** the Program Switch 1 time.  
(HORN will chirp to confirm program mode entered)
- 3 - Press and **HOLD** the Program Switch for until the HORN Chirps 3 times.
- 4 - Turn ignition key **OFF** to exit.

### ENTERING REMOTE PROGRAM MODE

- 1 -  Cycle the Ignition Key - ON/OFF ON/OFF ON  
(Leaving the key ON)
- 2 -  Press and release the program switch (The siren will chirp)  
\*\*If the siren does not chirp repeat step 1-2.  
Hold the program switch until the siren chirps 3 times.
- 3 -  1 chirp confirms program mode entered followed by  
3 chirps confirming that the system has reset.

**\*\*\*Turn the ignition key off to exit program mode.\*\*\***